



# How to order with Chae's Bakes


5 simple steps...



## Step 1: Get in touch

Send me a DM, email, WhatsApp or call me!

If I miss your call, I'll get back to you as soon as I can – just leave me a message!



## Step 2 – Let's Discuss


We'll talk about what you'd like, the occasion, the theme, ideas...

Once we've confirmed the order details, I'll send you an invoice.



## Step 3 – Tick "Cake" off the list!

Once you have received your invoice, you can make the payment to secure your order and consider 'cake' checked off the list!




## Step 4 – Count down the days!

Your cake will be made to your specifications, and we'll keep in touch with any updates and on the order due date, your cake will be ready and I'll send you some pictures!



## Step 5 – Enjoy!



Email: [hello@chaesbakes.com](mailto:hello@chaesbakes.com)

Website: [www.chaesbakes.com](http://www.chaesbakes.com)

Facebook / Instagram: @ChaesBakes

Telephone / WhatsApp: 07943 630 880